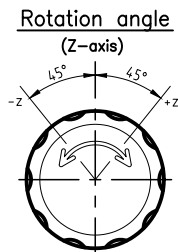
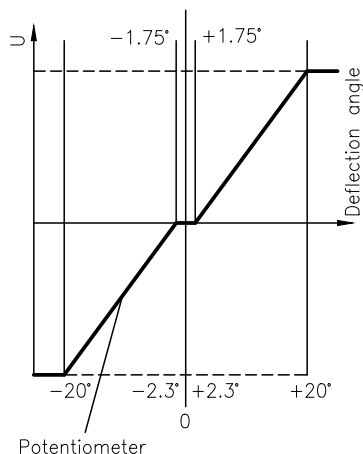
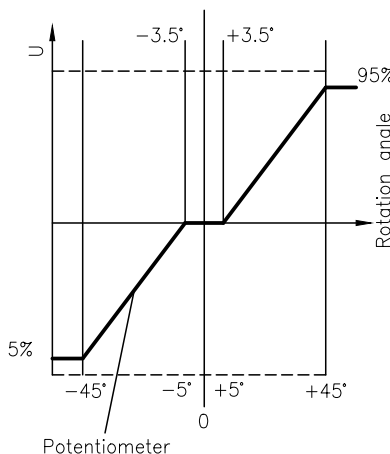


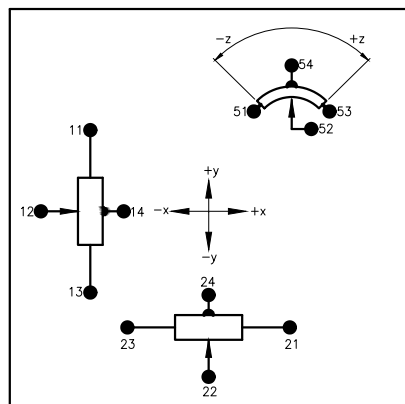
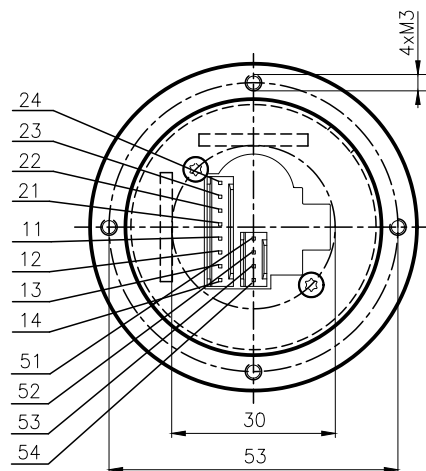
Output diagram
x-axis / y-axis



Output diagram
z-axis



Bottom view



| Description | | | |
|------------------------------------|---|--------------------|--|
| Joystick type SK 60-0652 | | | |
| Number of axes | 3-axes, x-axis, y-axis, z-axis | | |
| Operation by | Handle with integrated z-axis x,y,z-axis with friction brake | | |
| Connector: DUBOX Walled Header | 8-poles: 76384-308 4-poles: 76384-304 | | |
| Mating connector: Dubox Housing | 8-poles: 65240-008 4-poles: 65240-004 | | |
| Center tab | ±1.75° | | |
| Switch function | - | | |
| | | | |
| Electrical characteristics | | | |
| Resistance value | 5 kOhm ± 20% | | |
| Power dissipation | 0.2 Watt at 40°C per axis | | |
| Operating voltage | max. 30V DC | | |
| | | | |
| Axes | | Potentiometer side | Connector side |
| Direction | | Colour/ number | Center tab Joystick in mid-position |
| x-axis | ↑ +x | 21 | 24 |
| | Wiper | 22 | |
| | ↓ -x | 23 | 14 |
| | ↑ +y | 11 | |
| y-axis | Wiper | 12 | 54 |
| | ↓ -y | 13 | |
| z-axis | ↑ +z | 53 | 54 |
| | Wiper | 52 | |
| | ↓ -z | 51 | |

| | | | | Oberfläche | Maßstab 1:1 | Position | Menge |
|-------|------------------------|----------|------|--|-------------|-----------------|-------|
| | | | | Datum | Name | Joystick | |
| | | | | Bearb. 16.11.09 | M. Kiener | | |
| | | | | Gepr. | | | |
| | | | | Norm | | | |
| | | | | GENGE & THOMA AG | | Blatt | |
| | | | | OH-2543 Lengnau/Biel | | 60-0652Ea | |
| a | Neue Reibbremse-System | 29.07.15 | MK | Dateiname: E:\DW\01\wa SK60\160-0652Ea.dwg | | Bl | |
| Zust. | Anderungen | Datum | Name | | | | |