OS-63

(FW2)

Pitch (terminal to terminal) : 2.54mm



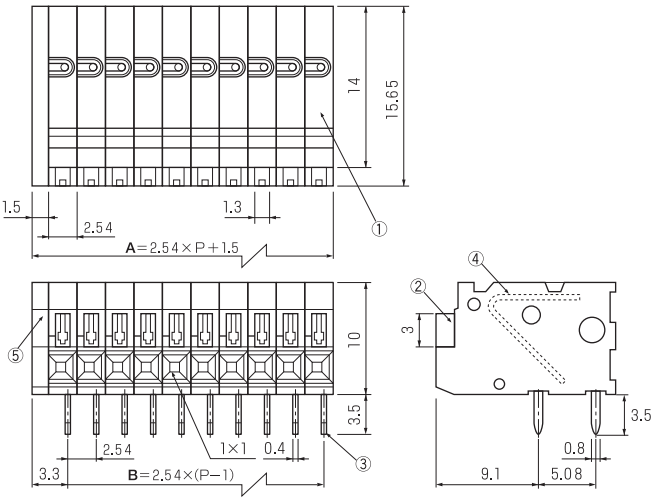

OS-64

(FW2)

Pitch (terminal to terminal) : 2.54mm



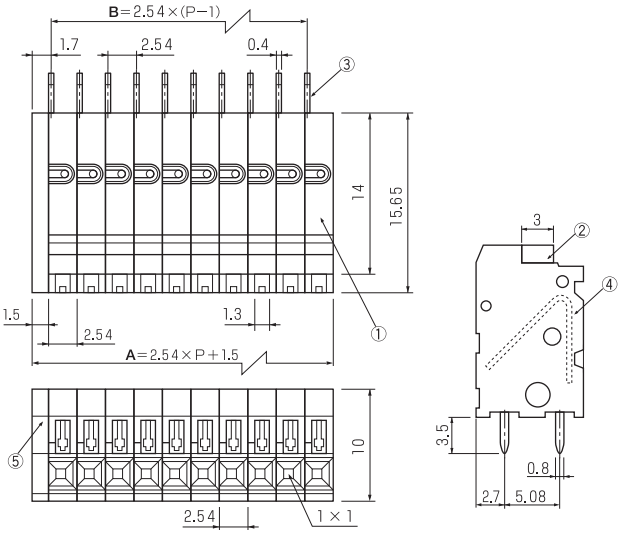

Specifications

Electrical Rating	100V, 3A
Insulation Resistance	DC500V, 1000MΩ
Withstanding Voltage	AC500V
Cable Range	Sol AWG28~22
Wire Strip Length	8～9mm
Storage Temperature Rating	−25℃～+80℃
Usage Temperature Rating	−25℃～+80℃
Terminal Block Color Available	Gray

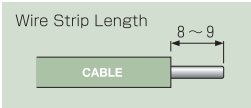

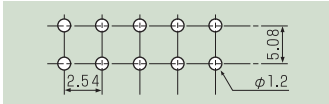

Schematic chart for proper fitting holes.

Composition

No.	Part Name	Materials	Flame Class	Treatment	Remarks
①	Base	PA 66	94V−0		
②	Push Button	PA 66	94V−0		
③	Terminal	Brass		Sn	
④	Spring	SUS301			
⑤	Side Plate	PA 66	94V−0		

Measurements List of A & B (P : Number of terminals / Number of poles required [Block Type]) More than 21P are special order products.

P	1	2	3	4	5	6	7	8	9	10	11	12	13	14	15	16	17	18	19	20	21	22	23	24	25	26	27	28	29	30
A		6.58	9.12	11.66	14.20	16.74	19.28	21.82	24.36	26.90	29.44	31.98	34.52	37.06	39.60	42.14	44.68	47.22	49.76	52.30										
B		2.54	5.08	7.62	10.16	12.70	15.24	17.78	20.32	22.86	25.40	27.94	30.48	33.02	35.56	38.10	40.64	43.18	45.72	48.26										